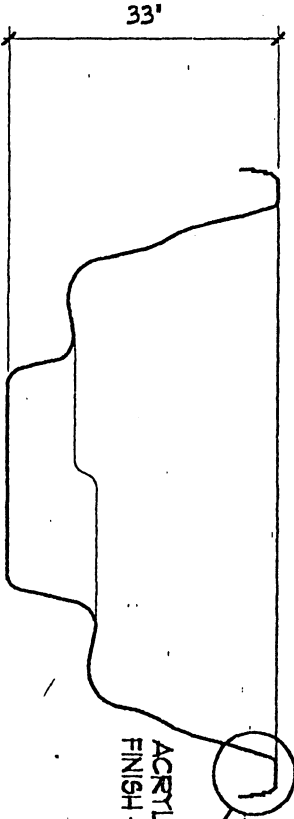
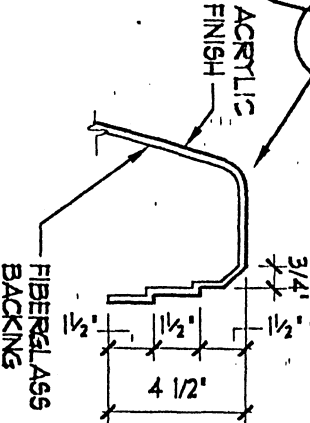


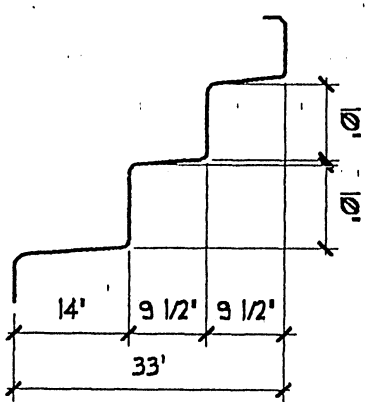
PLAN
SCALE: 1/2"=1'-0"



SECTION - AA
SCALE: 1/2"=1'-0"

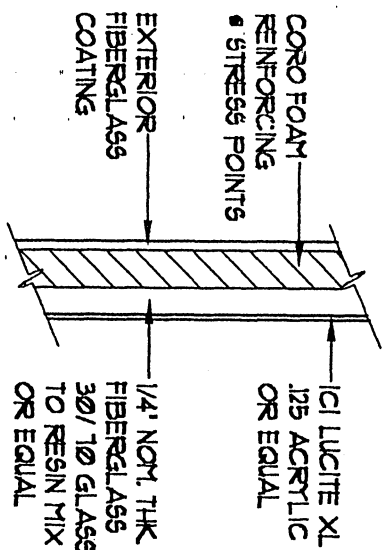


MODEL NO. NS-302



SECTION - BB
SCALE: 1/2"=1'-0"

TYP. WALL SECTION
NOT TO SCALE



SPECIFICATIONS

- 18" L X 18" W X 33" DEEP
- WATER VOLUME - 280± GAL.
- SEATS & ADULTS
- BI-LEVEL SOFA CONTOURS
- SLIP RESISTANT STEPS & BOTTOM
- SHIP WEIGHT 310 LBS± W CRATE

SPECIFICATION DRAWING FOR
GRANVILLE WHIRLPOOL SPA
MODEL NO. NS-302

REVISIONS	BY
1998 UPDATE	RON WST
2000 UPDATE	RON WST

DATE	1-8-85
SCALE	AS NOTED
DRAWN BY	RON
AFFORDED BY	TC
DRAWING NUMBER	S-32